


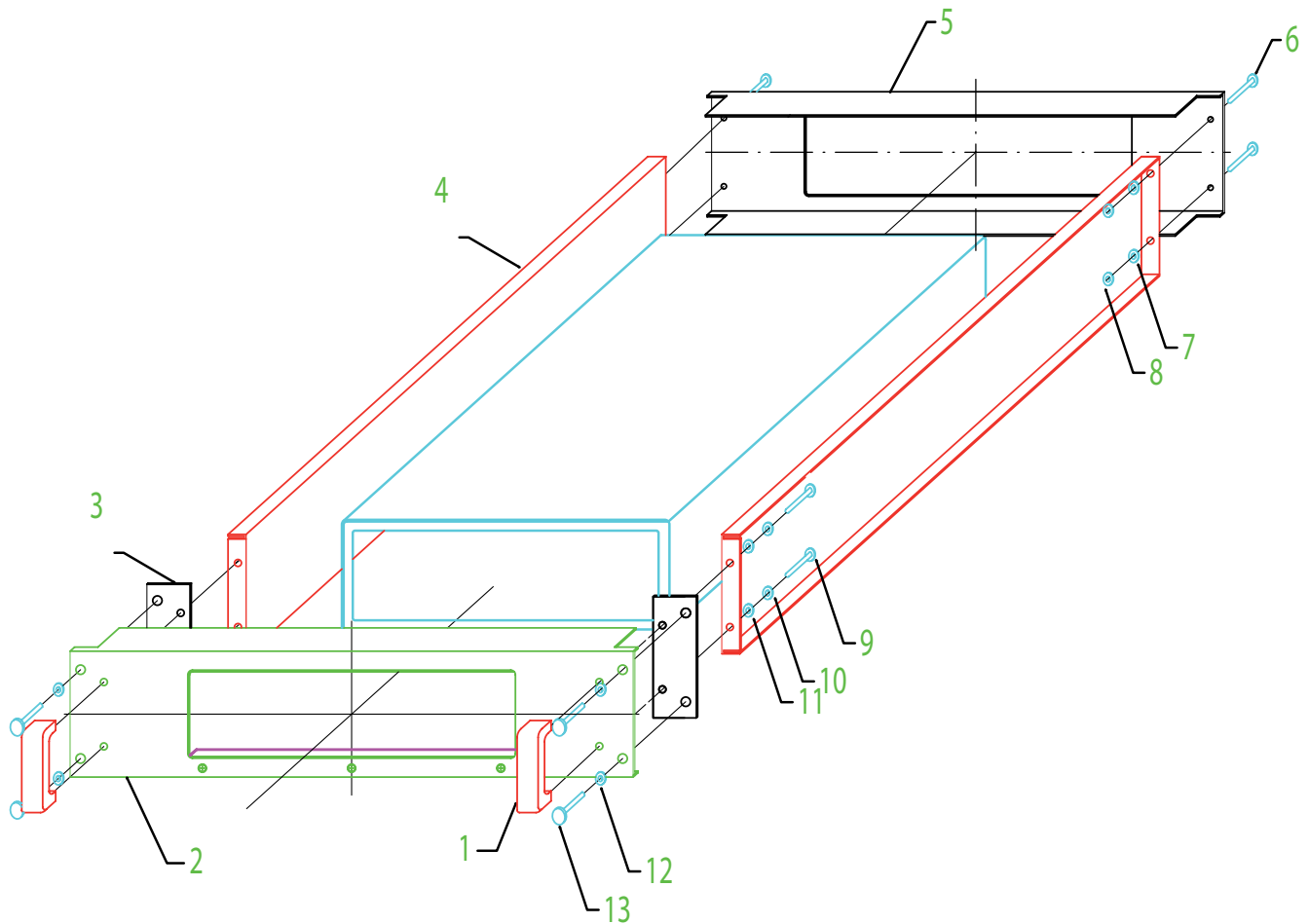
19" Rackmount-Kit HZ42, HZ43, HZ45

Assembly Instructions

English



HZ45 Assembly Instructions



- | | |
|------------------------|---------------------|
| 1 Handle | (Griff) |
| 2 Front Panel | (Frontplatte) |
| 3 Distance Plate | (Distanzblech) |
| 4 Side Frame | (Seitenteil) |
| 5 Rear Panel | (Rückplatte) |
| 6 Flat headed Screw | (Flachkopfschraube) |
| 7 Toothed lock washer | (Zahnscheibe) |
| 8 Hex Nut | (Sechskant Mutter) |
| 9 Flat headed Screw | (Flachkopfschraube) |
| 10 Toothed lock washer | (Zahnscheibe) |
| 11 Washer | (Unterlegscheibe) |
| 12 Washer | (Unterlegscheibe) |
| 13 Flat headed Screw | (Flachkopfschraube) |

HZ45 Different Perspectives

Front View



Rear View



Side View (left)



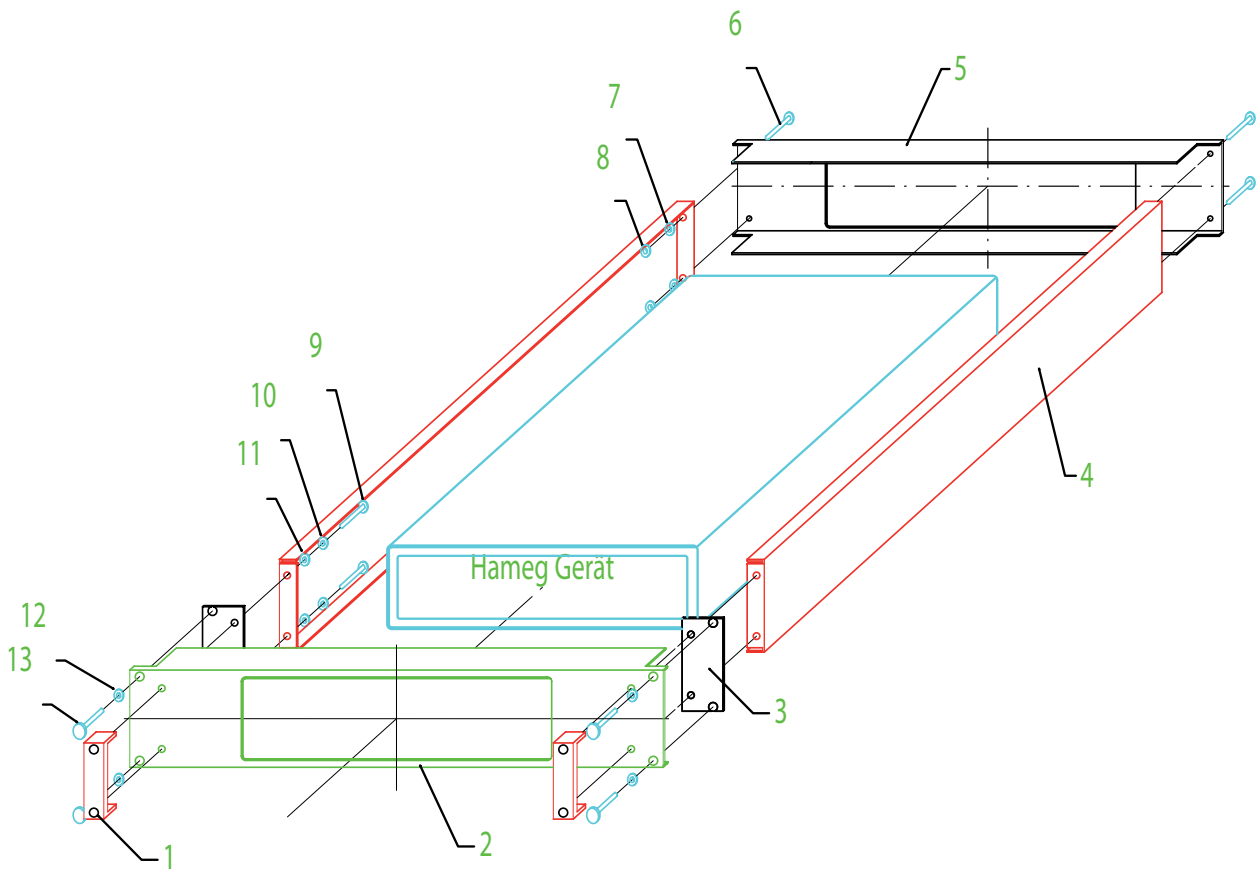
Side View (right)



Top View




HZ42 / HZ43 Assembly Instructions



Advice concerning the frame-feet of the instrument used in HZ42 and HZ43:

The frame-feet of the instrument to be mounted will cause an overlap of the 2 Rack-Units (HZ42: 89mm) respective 3RU (HZ43 133mm) height if no space is used between 2 mounted instruments. In this case the removal of the frame-feet of the instrument (opening of the instrument, break the warranty seal, removal of 4 rivets) is necessary. We recommend to order the instrument(s) to be rack mounted to specify to be delivered without the feet. In this case the instrument(s) will be supplied with the feet removed in the factory, allowing the warranty seal to remain in place.

- | | |
|------------------------|---------------------|
| 1 Handle | (Griff) |
| 2 Front Panel | (Frontplatte) |
| 3 Distance Plate | (Distanzblech) |
| 4 Side Frame | (Seitenteil) |
| 5 Rear Panel | (Rückplatte) |
| 6 Flat headed Screw | (Flachkopfschraube) |
| 7 Toothed lock washer | (Zahnscheibe) |
| 8 Hex Nut | (Sechskant Mutter) |
| 9 Flat headed Screw | (Flachkopfschraube) |
| 10 Toothed lock washer | (Zahnscheibe) |
| 11 Washer | (Unterlegscheibe) |
| 12 Washer | (Unterlegscheibe) |
| 13 Flat headed Screw | (Flachkopfschraube) |



Mounted Frame-Feet exceed 2RU (=89mm HZ42) respective 3RU (=133m HZ43) height'

HZ42, HZ43 Different Perspectives

Front View



Rear View



Side View (left)



Side View (right)



Bottom View



Top View



Oscilloscopes



Spectrum Analyzer



Power Supplies



Modularsystem
Series 8000



Programmable Instruments
Series 8100



Dealer



47-4243-45E0

www.hameg.com

Subject to change without notice
47-4243-45E0 / 15072008-gw
© HAMEG Instruments GmbH
A Rohde & Schwarz Company
® registered trademark



DQS-Zertifikation: DIN EN ISO 9001:2000
Reg.-Nr.: 071040 QM

HAMEG Instruments GmbH
Industriestraße 6
D-63533 Mainhausen
Tel +49 (0) 61 82 800-0
Fax +49 (0) 61 82 800-100
sales@hameg.de